

STAINLESS STEEL HOUSINGS WITH CERAMIC MEMBRANES

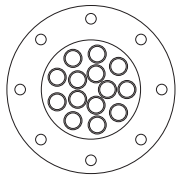
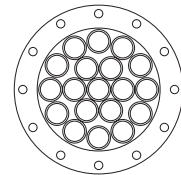
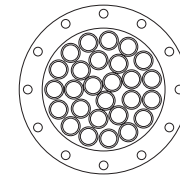
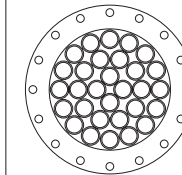
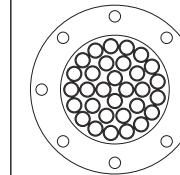
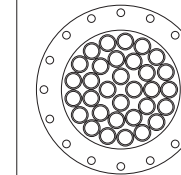
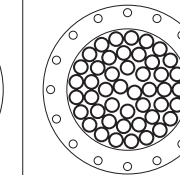
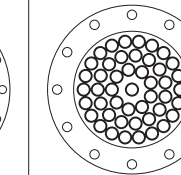
modules in industrial design

Membrane diameter	Membrane design	Membrane length (mm)																
			M1	M2	M3	M5	M7	M8	M10	M12								
filter surface in m ² per module																		
25.4 mm	7/6	1000	NW 25	0.13	NW 25	0.26	NW 25	0.40	NW 50	0.66	NW 50	0.92	NW 125	-	NW 125	1.32	NW 200	-
		1200		0.16		0.32		0.48		0.79		1.11		-		1.58		-
	19/3.3	1000		0.20		0.40		0.60		1.00		1.40		-		2.00		-
		1200		0.24		0.48		0.72		1.20		1.68		-		2.40		-
	37/2	1000		0.23		0.46		0.70		1.16		1.62		-		2.32		-
		1200		0.28		0.56		0.84		1.39		1.95		-		2.78		-
41 mm	19/6	1200	NW 32	0.43	NW 125	-	NW 150	1.29	NW 150	-	NW 200	3.01	NW 200	-	NW 200	-	NW 200	5.16
		1500		0.54		-		1.62		-		3.76		-		6.45		
	37/3.8	1200		0.53		-		1.59		-		3.71		-		6.36		
		1500		0.67		-		2.01		-		4.69		-		8.04		
	61/2.5	1200		0.58		-		1.74		-		4.06		-		6.96		
		1500		0.72		-		2.16		-		5.04		-		8.64		
52 mm	19/8	1200	NW 40	0.57	NW 125	-	NW 200	1.71	NW 200	-	NW 250	4.56	NW 250	-	NW 250	6.84		
		1500		0.72		-		2.15		-		5.80		-		8.70		
	85/3.3	1200		1.06		-		3.18		-		8.48		-		12.72		
		1500		1.32		-		3.97		-		10.57		-		15.86		
	211/2	1200		1.59		-		4.77		-		12.72		-		19.08		
		1500		1.99		-		5.97		-		15.92		-		23.88		

- > Further membrane lengths (up to 1.5 m)
- > other types of modules and technical drawings on request
- > drawings of housings are not to scale and are for informational purposes only

STAINLESS STEEL HOUSINGS WITH CERAMIC MEMBRANES

modules in industrial design

Membrane diameter	Membrane design	Membrane length (mm)	M14	M19	M27	M30	M31	M32	M46	M47								
																		
filter surface in m ² per module																		
25.4 mm	7/6	1000	NW 150	1.85	NW 150	2.51	-	-	4.09	-	-	6.20						
		1200		2.22		3.01							-	-	4.91	-	7.44	
	19/3.3	1000		2.80		3.80							-	-	6.20	-	9.40	
		1200		3.36		4.56							-	-	7.44	-	11.28	
	37/2	1000		3.25		4.41							-	-	7.19	-	10.90	
		1200		3.90		5.29							-	-	8.63	-	13.08	
41 mm	19/6	1200	NW 250	-	NW 300	8.17	-	-	-	13.76	19.78	-						
		1500		-		10.21							14.58	-	17.28	24.84	-	
	37/3.8	1200		-		10.07							14.31	-	-	16.96	24.38	-
		1500		-		12.73							18.09	-	-	21.44	30.82	-
	61/2.5	1200		-		11.02							15.66	-	-	18.56	26.68	-
		1500		-		13.68							19.44	-	-	23.04	33.12	-
52 mm	19/8	1200	NW 300	-	NW 400	10.83	-	17.10	-	-	-	-						
		1500		-		13.68							-	21.60	-	-	-	
	85/3.3	1200		-		20.14							-	31.80	-	-	-	-
		1500		-		25.08							-	39.60	-	-	-	-
	211/2	1200		-		30.21							-	47.70	-	-	-	-
		1500		-		37.81							-	59.70	-	-	-	-

- > Further membrane lengths (up to 1.5 m)
- > other types of modules and technical drawings on request
- > drawings of housings are not to scale and are for informational purposes only

STAINLESS STEEL HOUSINGS WITH CERAMIC MEMBRANES

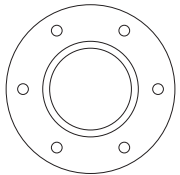
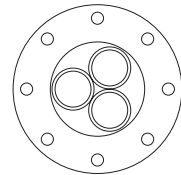
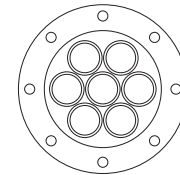
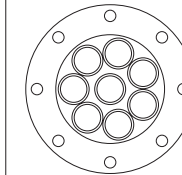
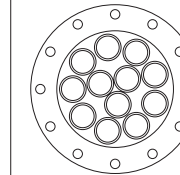
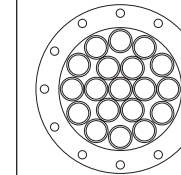
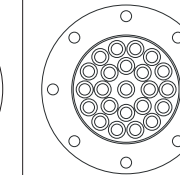
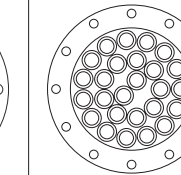
modules in industrial design

Membrane diameter	Membrane design	Membrane length (mm)	M68		M82		M114	
			filter surface in m ² per module					
25.4 mm	7/6	1000	NW 300	8.98	NW 350	10.82	NW 400	15.05
		1200		10.77		12.99		18.06
	19/3.3	1000		13.60		16.40		22.80
		1200		16.32		19.68		27.36
	37/2	1000		15.78		19.02		26.35
		1200		18.93		22.83		31.74
41 mm	19/6	1200	-	-	-			
		1500	-	-	-			
	37/3.8	1200	-	-	-			
		1500	-	-	-			
	61/2.5	1200	-	-	-			
		1500	-	-	-			
52 mm	19/8	1200	-	-	-			
		1500	-	-	-			
	85/3.3	1200	-	-	-			
		1500	-	-	-			
	211/2	1200	-	-	-			
		1500	-	-	-			

- > Further membrane lengths (up to 1.5 m)
- > other types of modules and technical drawings on request
- > drawings of housings are not to scale and are for informational purposes only

STAINLESS STEEL HOUSINGS WITH CERAMIC MEMBRANES

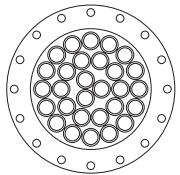
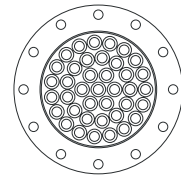
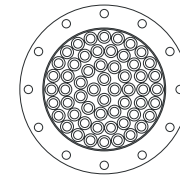
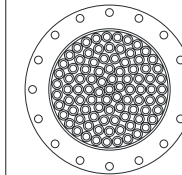
modules according to 3-A Sanitary-Standards Inc.

Membrane diameter	Membrane design	Membrane length (mm)	M1 LM	M3 LM	M7 LM	M8 LM	M12 LM	M19 LM	M23 LM	M26 LM						
																
filter surface in m ² per module																
25.4 mm	7/6	1000	NW 25	0.13	NW 80	0.40	NW 100	-	NW 200	NW 200	3.03	-				
		1200		0.16		0.48		-			-	3.64	-			
	19/3.3	1000		0.20		0.60		-			-	4.60	-			
		1200		0.24		0.72		-			-	5.52	-			
	37/2	1000		0.23		0.70		-			-	5.35	-			
		1200		0.28		0.84		-			-	6.42	-			
41 mm	19/6	1200	NW 32	0.43	NW 125	1.29	NW 150	-	NW 200	NW 250	-	NW 300	11.18			
		1500		0.54		1.62		-			6.45		10.21	14.04		
	37/3.8	1200		0.53		1.59		-			6.36		10.07	-	13.78	
		1500		0.67		2.01		-			8.04		12.73	-	17.42	
	61/2.5	1200		0.58		1.74		-			6.96		11.02	-	15.08	
		1500		0.72		2.16		-			8.64		13.68	-	18.72	
52 mm	19/8	1200	NW 40	0.57	NW 125 / NW 150	1.71	NW 200	4.56	NW 250	NW 300	10.83	-	-			
		1500		0.72		2.15		-			5.80		8.70	13.68	-	
	85/3.3	1200		1.06		3.18		-			8.48		12.72	20.14	-	-
		1500		1.32		3.97		-			10.57		15.86	25.08	-	-
	211/2	1200		1.59		4.77		-			12.72		19.08	30.21	-	-
		1500		1.99		5.97		-			15.92		23.88	37.81	-	-

- > Further membrane lengths (up to 1.5 m)
- > other types of modules and technical drawings on request
- > drawings of housings are not to scale and are for informational purposes only

STAINLESS STEEL HOUSINGS WITH CERAMIC MEMBRANES

modules according to 3-A Sanitary-Standards Inc.

Membrane diameter	Membrane design	Membrane length (mm)	M29 LM	M39 LM	M57 LM	M92 LM
						
filter surface in m ² per module						
25.4 mm	7/6	1000	-	5.14	7.52	12.13
		1200	-	6.17	9.02	14.57
	19/3.3	1000	-	7.80	11.40	18.12
		1200	-	9.36	13.47	21.75
	37/2	1000	-	9.07	13.25	21.39
		1200	-	10.89	15.90	25.67
41 mm	19/6	1200	-	-	-	-
		1500	-	-	-	-
	37/3.8	1200	-	-	-	-
		1500	-	-	-	-
	61/2.5	1200	-	-	-	-
		1500	-	-	-	-
52 mm	19/8	1200	16.53	-	-	-
		1500	20.88	-	-	-
	85/3.3	1200	30.74	-	-	-
		1500	38.28	-	-	-
	211/2	1200	46.11	-	-	-
		1500	57.71	-	-	-

- > Further membrane lengths (up to 1.5 m)
- > other types of modules and technical drawings on request
- > drawings of housings are not to scale and are for informational purposes only